


# Kindergarten Back To School Night



Lake Forest Elementary  
Rescue Union School District

# The A Through Z's of Kindergarten

**Arts Attack-** Arts Attack is a purchased art program that starts in Kindergarten and continues through 5<sup>th</sup> grade. We ask that a parent from each class volunteer their time (usually twice a month) to run our class art program. Arts Attack provides explicit instructions that are easy to follow. Please sign up if you are interested!

**Art Supplies-** To cover the expense of art supplies that are not purchased by the school we are asking for a \$10.00 donation from each student. (Examples: wiggly eyes, puff balls, pipe cleaners, foam pieces, beads, projects ordered from Oriental Trading, memory book supplies, and photo processing.) Thanks for all your support.

**Book Orders-** We will send home Scholastic Book Club catalogues during the year. You may purchase wonderful books for your child online at great prices. Refer to our website for our class code. You do not have to participate with book orders, but every purchase you make gives our classroom bonus points for books.

**Birthdays-** We celebrate birthdays during the year. Children are welcome to bring a book to donate to the class on their special day. You can also participate in our school's "Birthday Club" through our wonderful library. We do not allow any food/treats for birthdays in order to keep our children safe at school.

**Character Counts-** Each month we focus on a specific character trait. These are the character traits that we will be focusing on:

Respect	Caring
Communication	Trustworthiness
Responsibility	Citizenship
Acceptance	Fairness
Courage	

**Discipline-** In our classroom we use Willie the Worm Class Rules. A class marble jar is used to reinforce positive behavior. When it is filled the students can go to the treasure box as a reward. We also use a color coded bear card chart to help our students visualize our rules and their choices to reinforce positive choices. Thank you in advance for your support.

**Emergencies-** You will be contacted if your child is seriously ill or injured at any time. We have a school plan in place in case of fires, earthquakes, or intruders. It is very important that you have a complete list of phone numbers on your online Aeries Parent Portal.

**Friday Folders-** Please look in your child's Friday Folder and review its contents each week. It is your child's responsibility to return the empty folder on Monday. Please have your child turn it in themselves to encourage independence. Any information or paperwork you need us to see should be placed in the a.m. or p.m. tray near the door.

Field Trips- You will be notified of any upcoming field trips and will receive a permission slip that must be signed and returned in order for your child to attend.

Gym- We have the gym scheduled for P.E. on Fridays for a.m. Kinder and Thursdays for p.m. Kinder. Please send your child in tennis shoes and appropriate clothing. Please review the dress code in the handbook.

Homework- A monthly homework calendar with activities will be sent each month. Completed homework is due at the end of each month. All homework has a purpose and reinforces concepts that are taught in class. Homework is also a way for you to see what your child is learning in school.

Handwriting- We use the Handwriting Without Tears program. A sample of that handwriting style is enclosed in your Back to School Packet. You will probably hear your child say, "Where do you start your letters? At the TOP!" which comes from the program. Please help your child with correct pencil grip.

I Love Reading- In Kindergarten we love to read and try to instill our love for books. As a parent you are your child's first and most important teacher. Here are six ways you can help your child develop a love for books. 1. Read books yourself 2. Make sure your children read every day. 3. Go to the library. 4. Give books as gifts. 5. Make reading a privilege. 6. Read aloud to your children often.

**Imagination Station-** The Imagination Station is one of our free choice activities. The children are encouraged to use their imagination to make whatever they want. Look for these amazing and creative projects to adorn your home!

**Journals-** We use journals as a way for our students to develop their writing skills. When the children write in their journals they use inventive spelling.

**Keep Informed-** You can keep informed with all class information by reading the class newsletter and checking the posted volunteer schedules and classroom needs on the window. Please do not post anything on the window without school approval. Bookmark [www.lakeforestlakers.com](http://www.lakeforestlakers.com).

**Library-** Students will be checking out a library book each week. Please put your book in a safe place and return them each week.

**Lunch/Snack-** Be sure to pack a nutritious snack for your child each and everyday. Please refrain from sending sugary snacks to school with your child. Please note that hot lunch is not provided to Kindergarten on minimum days! **We are a peanut/tree nut free zone.**

**Label-** Please label all items with a permanent marker (coats, lunch box, backpack, and classroom materials).

Meeting- The best way to get involved in our school is to join the PTC or School Site Council. Information will be provided in the school newsletter or on our school website.

Math- Our adopted Math program is McGraw Hill. We also use Marcie Cook and Teacher Created Materials. We follow the CA State adopted standards We will transition to the CA Common Core Standards

Mess- In Kindergarten we paint, cook, plant, play, and explore! Please consider this when you dress your child for school.

Newsletter- School newsletters as well as Classroom newsletters will be available online regularly. Please read them so you will stay informed.

Open House- Lake Forest's Open House will be in May.

Parent Conferences- Report cards come out at the end of each trimester. In November we will have a chance to meet together and talk about your child's progress. You will receive your child's report card in their Friday Folder for the second and third trimesters. Please let us know if you would like to schedule a conference. Report cards are based on California State Standards and our curriculum is standards based. A copy of the CA Kindergarten Standards can be found on the school website.

Phonics/Language Arts- Open Court is the adopted program that we use for phonics, Literature and Language Arts.

Quick Goodbyes- Quick Good-Byes, Leave Dry Eyes!

Rules- The Kindergarten playground is for Kindergarten student use only. The playground closes at 3:15 each day. Please read the Student Parent Handbook to learn about other important school policies.

Sharing- Each time your child is picked to be the “special helper” for the day, they will bring home the sharing bucket to be returned the next day. Please make sure the item can fit in the bucket and has special meaning to your child or is educational. Please help them come up with three clues that describe the item so that the class can try to guess what they have brought to share.

Scrip- Scrip is a way to earn money for our school and costs nothing to you (except a little pre-planning.) It is the same as a gift card, except a percentage of the money you spend comes directly back to our school.

Science- Scott Foresman is our adopted Science Program.

Social Studies- Our adopted program is by Scott Foresman.

Sight Words- We will introduce a new sight word every week. Sight word flash cards are included in your Back to School packet. Cut them up and start practicing.

Star of the Week- During the school year each of the students will have an opportunity to be the "Star of the Week." A letter will be sent home notifying you of your child's assigned week. As the Star, they get to make a poster, take home a special back pack, and bring something to share for the guessing jar.

Tardies- Please make every effort to be on time to school.

Students lose vital classroom instruction time when they are late and it is very disruptive to the other students. If late, you must check in at the office before coming to class.

Unit of Study- Each month we teach a different unit/theme. We make special projects or books and learn facts based on our units. Check the newsletter to follow our current themes.

Volunteers- The best way to get to know our school, make friends, and feel included is by volunteering! We would not have such a great kindergarten program without our wonderful classroom volunteers. We need your help to do prep work (either at home or at school), help the class with jobs, chaperone field trips, and organize and plan holiday parties. For parents who can help in the classroom a monthly volunteer calendar is posted in the window outside our room. Please sign up on our Volunteer lists at Back to School night. Sorry, no siblings are allowed in the classroom or on field trips.

**We are a Team-** Please feel free to talk to us anytime you have a question, comment, or concern regarding your child (after school is the best time.) We look forward to working together with you as a team to help your child have a successful first year. If you need to write us a note, communication forms can be found just inside the door.

**Website:** visit [www.lakeforestlakers.com](http://www.lakeforestlakers.com) to stay informed!

**Wish List-** We have placed a wish list in our Classroom and will add to it throughout the year. If there is an item you would like to donate or if you have seen items that you think might help to enrich your child's classroom experience please let us know. Thank you in advance!!!

**Experiences-** Kindergarten is your child's first school experience. We hope to make it a positive and fun year!

**Year Long Calendar-** Please note the school calendar for Holidays. Also, see the enclosed schedule of combined class dates and special attendance times. Kindergarten is not affected by the other minimum days scheduled by the school. (Please note once again, hot lunch is not available to Kindergarten on minimum days.)

**Zzzz's-** Make sure your child gets enough sleep and has a good breakfast.

# What Is Phonemic Awareness?


Phonemic awareness is the ability to recognize and manipulate individual sound units (phonemes) in spoken language: to examine language independent of meaning, to see relationships between sounds in words, and to rearrange sounds to create new words. For example, the word *chick* is made up of three phonemes (/ch/ /i/ /k/\*); it can be changed to the word *pick* by replacing /ch/ with /p/.

Students who are phonemically aware are able to master the following tasks:

**Rhyming**—The ability to identify and form rhyming words.

Example: Do these words rhyme?


fun—fan	no
pig—wig	yes
cheer—year	yes
bread—seed	no



**Sound Matching**—The ability to hear and identify similar word patterns.

Example: Which word does not belong?

sun, sad, sip, tub	tub
mat, bat, hop, cat	hop
bee, meat, sea, fee	meat



\* When letters appear between slash marks (such as /k/), the sound rather than the letter name is represented.

**Syllable Counting**—The ability to identify the number of syllables in spoken words.

Example: How many syllables do you hear in these words?

ticket	2
dog	1
bicycle	3
pencil	2

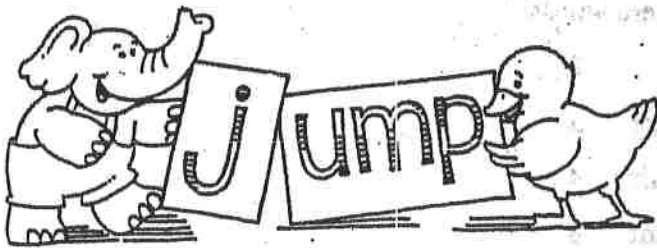
bi-cy-cle



**Syllable Splitting**—The ability to identify onsets and rimes.\*

Example: What word do you have when you join these sounds together?


j-ump	jump
t-an	tan
cl-imb	climb
str-eet	street



**Phoneme Blending**—The ability to orally blend individual sounds to form a word.

Example: What word do you have when you join these sounds together?

/m/ /a/ /p/	map
/j/ /a/ /k/	jack
/ch/ /ee/ /p/	cheap
/b/ /r/ /o/ /k/	broke



\* An *onset* is all the sounds in a word that come before the first vowel. A *rime* is the first vowel in a word and all the sounds that follow. (For example, in the word *splash*, the onset is *spl-* and the rime is *-ash*.)

# Hold the Pencil

You can put an end to awkward or even fisted pencil grips. Using these tips, your students will hold the pencil with the right combination of mobility and control. Children are "plastic"—they can be molded gently into good habits. These tips make it easy and fun for children to learn a correct pencil grip.

## A-OK

Teach children how to hold the pencil correctly. This is the A-OK way to help children.

The pencil is pinched between the thumb pad and the index finger pad. The pencil rests on the middle finger.

Right-handed:



1. Make the A-OK sign. 2. Drop the fingers. Open the A-OK. 3. Pinch the pencil.

Left-handed:



## Alternate grip

A good alternate grip is a pinch with the thumb and two fingers. The pencil rests on the ring finger.

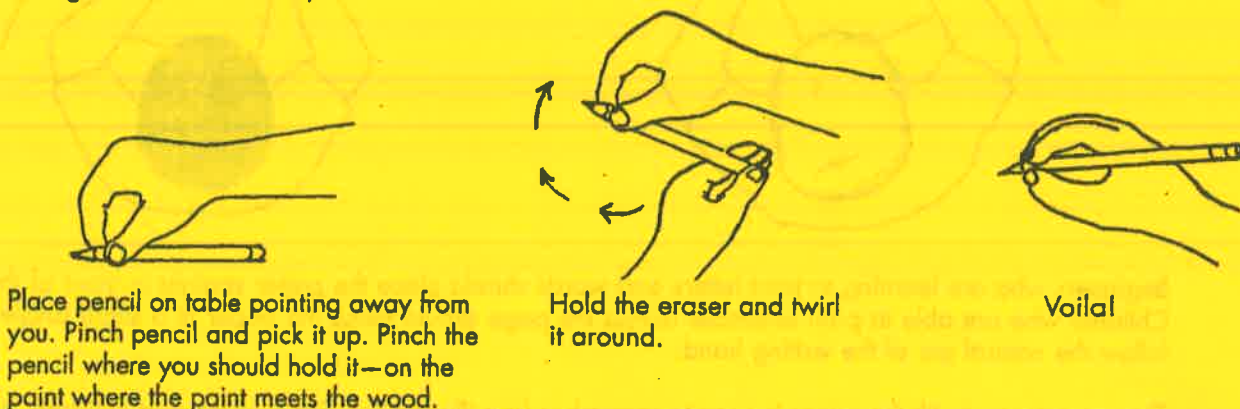
Left-handed:

Right-handed:



## Flip the pencil trick

Here is another method. It is a trick that someone showed me and I've found it so effective and so much fun I've been sharing it ever since. Children like to do it and it puts the pencil in the correct position. (Illustrated for right-handed students.)



Place pencil on table pointing away from you. Pinch pencil and pick it up. Pinch the pencil where you should hold it—on the point where the paint meets the wood.

Hold the eraser and twirl it around.

Voilà!